

Description of Supplies

All materials carry the website address www.globalawareness.com

Encourage the children to go to the site and to visit Kids Culture Corner for other fun things to do.

http://www.aupairinamerica.com/kcc/kcc_index.htm


PRE-SCHOOL - 1ST GRADE

If you are presenting to children in pre-school - 1st grade, you will receive the following materials:




Country Flag Stickers:

Kids love to place a sticker on their clothing or on the flag coloring page. So tell us what country you are from so we can send you the correct stickers.



Global Awareness Globe Coloring pages:

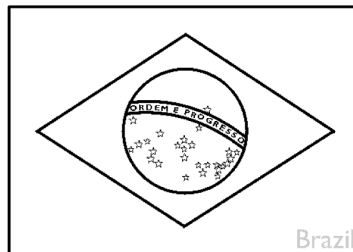
Kids can color while you tell a story or they may color the page at home. You decide!



GA Country Specific Leave-Behind Flyers:

Flyers for over 25 countries to be left with the teacher. Identify the country you would like when ordering! *Select a country from this list:*

Australia
Austria
Bolivia
Brazil/Brigadieros
Canada
Chile



Country Flag

Coloring Page: Go to www.aupairinamerica.com/aupairs and click on the button Kids Culture Corner. Copy down the flag coloring page for your country. Ask the teacher or person in charge of the presentation to make copies for the children.


GRADE 2 THROUGH 5

If you are presenting to children in grades 2 through 5, you will receive the following materials:



Travel Journal with country flag sticker:

The children will record information in their journal and affix a country sticker in the journal page.



Student & Parent Activity Sheet:

This is a homework page for children in Second Grade and up to take home.



GA Country Specific Leave-Behind Flyers:


Flyers for over 25 countries to be left with the teacher. Identify the country you would like when ordering! *Select a country from this list:*



Global Awareness Bookmark:

Give as a teacher gift or gift for the person in charge of the event. Give one to each child too.

All au pairs will receive the following:



Letter to Parents:

Send a personalized message to the parents of the students!



Global Awareness Note Cards:

Write a "Thank You" note to the teacher or to the person in charge of the event where you gave a presentation. Take the note with you on the day of the presentation or mail it right after.



Global Awareness Brochures:

Hand these out in order to explain the Global Awareness program. You can also leave a brochure behind when you've done your presentation so the teacher can pass it on to other teachers.

How to order Global Awareness supplies:

Fill out the Supplies Order Form and email it to: globalawareness@aifs.com

Your order will be shipped directly to your home address. **Allow 2 weeks for delivery.**